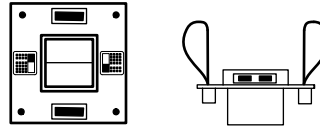
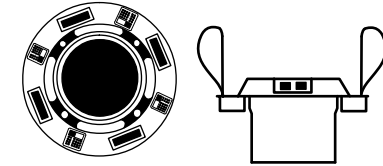


CUT OUT EXAMPLE



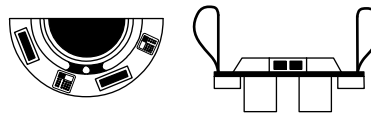
CC2362 - Overall Dimensions
17" X 17"

Maximum Cut Out Dimensions
16 1/2" X 16 1/2"



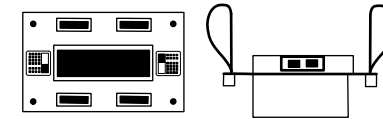
CC2350 - Overall Dimensions
21" Diameter

Maximum Cut Out Dimensions
20 1/2" Diameter



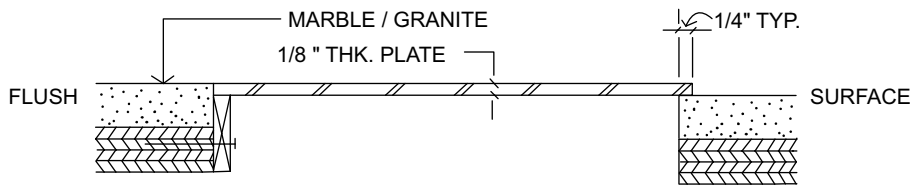
CC2351 - Overall Dimensions
10 3/4" Radius

Maximum Cut Out Dimensions
10 1/4" Radius

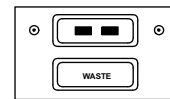


CC2365 - Overall Dimensions
22" X 13 1/4"

Maximum Cut Out Dimensions
21 1/2" X 12 3/4"

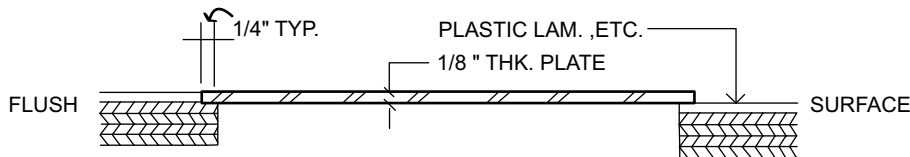


COUNTER CUTOUT FOR MARBLE / GRANITE

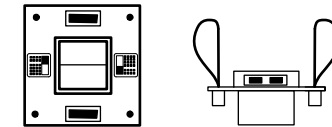


CC2340 - Overall Dimensions
17 3/8" X 9"

Maximum Cut Out Dimensions
16 7/8" X 8 1/2"



COUNTER CUTOUT FOR OTHER SURFACES



CC2360 - Overall Dimensions
17" X 17"

Maximum Cut Out Dimensions
16 1/2" X 16 1/2"

WE DO NOT RECOMMEND CUTTING
TABLE TOP PRIOR TO RECEIVING
ACTUAL UNIT

CUT OUT TEMPLATE FOR CHECKSTAND
CENTERPIECES - 2000 SERIES

PROPERTY OF MATEL
MANUFACTURING INC.
NOT TO BE DUPLICATED
© 1992