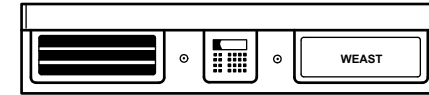
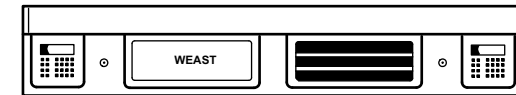


CUT OUT EXAMPLE



CC5044 - Overall Dimensions
30" L X 6 $\frac{1}{2}$ " W

Maximum Cut Out Dimensions
29 $\frac{1}{2}$ " L X 6" W



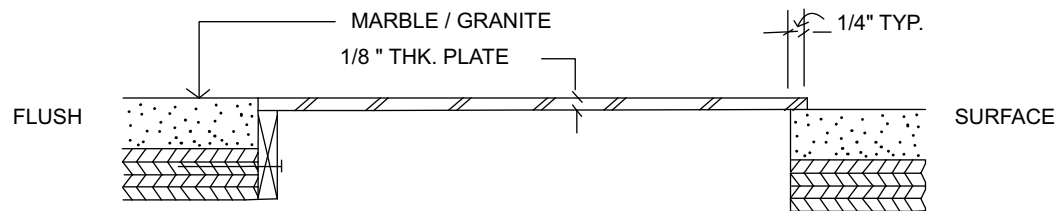
CC5043 - Overall Dimensions
36" L X 6 $\frac{1}{2}$ " W

Maximum Cut Out Dimensions
35 $\frac{1}{2}$ " L X 6" W

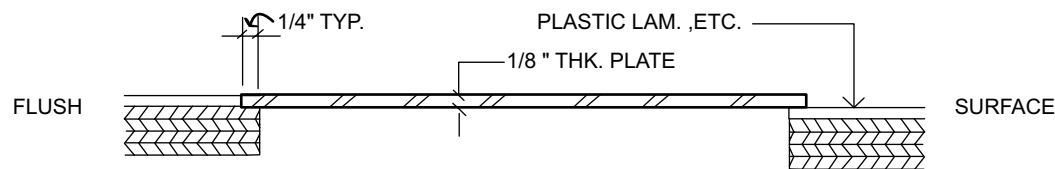


CC5042 - Overall Dimensions
42" L X 6 $\frac{1}{2}$ " W

Maximum Cut Out Dimensions
41 $\frac{1}{2}$ " L X 6" W



COUNTER CUTOUT FOR MARBLE / GRANITE



COUNTER CUTOUT FOR OTHER SURFACES

WE DO NOT RECOMMEND CUTTING
TABLE TOP PRIOR TO RECEIVING
ACTUAL UNIT

CUT OUT TEMPLATE FOR SINGLE SIDED
5000 SERIES

PROPERTY OF MATEL
MANUFACTURING INC.
NOT TO BE DUPLICATED
© 1992